


# Tiled Blooms

## Supplies Needed:

- (all yardages based on 40" usable fabric)
- ~1/8 yard of 13 different prints for petals
- ~1 1/4 yard print for pieced blocks
- ~3 yards background fabric
- ~1/2 yard binding fabric
- ~3 yard lightweight paper backed fusible web\*
- ~3 7/8 yard backing fabric
- ~68" square piece of batting
- \*I use HeatnBond® Lite



Tiled Blooms is a companion pattern to my book *Playful Petals*. In the book you will find all of my techniques for fusible appliqué

Fabrics on cover *Up Parasol* by Heather Bailey for Free Spirit Fabrics

Website: [www.littlemissshabby.com](http://www.littlemissshabby.com)

Email: [corey@littlemissshabby.com](mailto:corey@littlemissshabby.com)

©September 2014, Coriander Quilts



Finished Quilt Size: 60" x 60"

*Tiled Blooms*  
a *Playful Petals* Freebie

by Corey Yoder of Little Miss Shabby

## Cutting Instructions

wof=width of fabric

### Fabric for Pieced Blocks

- Cut 9 strips 1 1/2" x wof, subcut (50) 1 1/2" x 6" rectangles
- Cut 9 strips 1 1/2" x wof, subcut (25) 1 1/2" x 12 1/2" rectangles
- Cut 5 strips 2" x wof, subcut (100) 2" squares

### Background Fabric

- Cut (17) strips 6" x wof, subcut into (100) 6" squares


### Binding Fabric

- Cut 7 strips 2 1/8" x wof, sew together to form continuous binding

## Piecing Instructions

Use a scant 1/4" seam allowance

1. Use the stitch and flip method to sew one 2" print square onto one corner of each 6" background square, right sides together. Trim a 1/4" seam allowance. Press away from the center. Make 100.




2. Sew together the units made in step one and the 1 1/2" x 6" print rectangles. Press seams open. Make 50. Sew together these units with the 1 1/2" x 12 1/2" rectangles. Press seams open. Make a total of (25) 12 1/2" squares.




## Create the Appliqué

Create 52 petals with the petal pattern using the 1/8 yard cuts of fabric and fusible web. All of the information to construct these petals and complete the appliqué can be found in my book Playful Petals published by C&T Publishing. Make 13 applique blocks.



## Complete the Quilt

Sew together the blocks alternating appliqué blocks and non-appliqué blocks. Press seams away from the appliqué blocks. Sew the rows together. Press seams in one direction.



Prepare a quilt sandwich using the quilt top, batting, and backing. Quilt as desired and bind using the prepared binding.