








Oh, Happy Day! Sampler Finishing Instructions

	Patchwork Border From a variety of the remaining prints cut: 144 squares, 2 ½" x 2 ½" A
 29152-11	Stars, Sashing, & First Border 29 strips, 1 ½" x width of fabric B
 29158-17	Stars 1 strip, 2 ½" x width of fabric C 5 strips, 1 ½" x width of fabric D
 29151-17	Outer Border 6 strips, 4 ½" x width of fabric E
 29157-11	Binding 7 strips, 2 ½" x width of fabric F
 29152-21	Backing 2 Pieces, 71" x width of fabric G
Batting	70" X 70"

The Oh, Happy Day! block of the week is brought to you by Corey Yoder of Coriander Quilts.



youtube.com/corianderquilts



[@corianderquilts](https://www.instagram.com/corianderquilts)



corianderquilts.com