

Bright Star
 by Betsy Chutchian Original Blockhead!

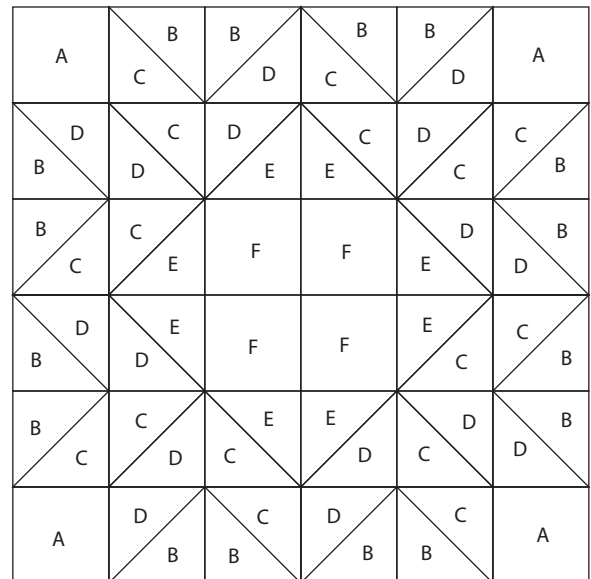
I found inspiration for my BH5 block, Bright Star, in a couple of sources. A Four Half Star quilt is mentioned in my great-great-grandmother's journal. I couldn't find a block as she named it, but then I saw an antique quilt with four half-Lemoine stars together in one block. I adapted the block from its original diamond construction to half-square triangles to reach the same effect. I love the quilt, the block, and its story.

@betsy_chutchian

betsybestquiltsandmore.blogspot.com

Cutting Instructions

Qty	6" finished block	12" finished block
4	1 1/2" squares (A)	2 1/2" squares (A)
8	2" squares (B)	3" squares (B)
8	2" squares (C)	3" squares (C)
8	2" squares (D)	3" squares (D)
4	2" squares (E)	3" squares (E)
4	1 1/2" squares (F)	2 1/2" squares (F)



Use this block to plan color and fabric placement!

My Swatches

A B C D E F





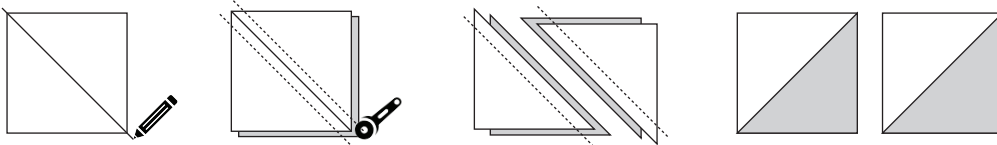
Piecing Instructions

Step 1

On the wrong side of each B square, draw a line from one corner to the opposing corner as shown.

Place B and C squares right sides together. Stitch a scant $\frac{1}{4}$ " seam on both sides of the drawn line.

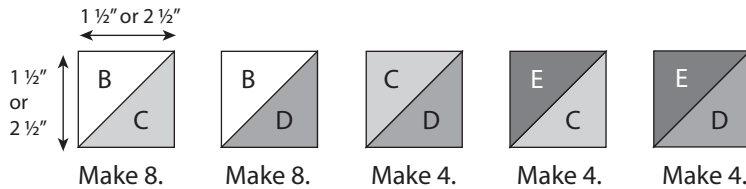
Cut the square apart on the line to yield 2 HSTs, and press the seams to the darker triangles (C).



1 B square + 1 C square = 2 B/C HSTs

Repeat to make 8 B/C HSTs, 8 B/D HSTs, 4 C/D HSTs, 4 E/C HSTs, and 4 E/D HSTs.

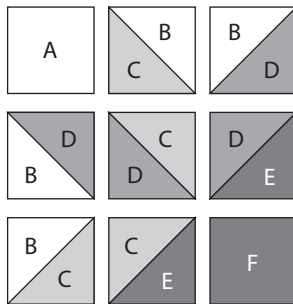
Trim all HSTs to $1\frac{1}{2}$ " (6" block) or $2\frac{1}{2}$ " (12" block).



Step 2

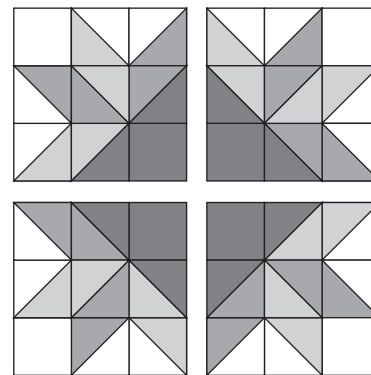
Lay out 1 A square, 2 B/C HSTs, 2 B/D HSTs, 1 C/D HST, 1 E/C HST, 1 E/D HST, and 1 F square as shown.

Join to make a unit measuring $3\frac{1}{2}$ " (6" block) or $6\frac{1}{2}$ " (12" block). Repeat to make 4 units.





Step 3


Join units as shown to make the full block. Trim to $6\frac{1}{2}$ " or $12\frac{1}{2}$ ".



Get to know Betsy...

 I know the stars have aligned when...
I find what I need in my sewing room and my points and corners meet as I sew.

 I'd be totally star-struck if I could meet...
Martha Stewart.

 If I could wish on a star, I'd wish for...
MORE TIME to sew, quilt, and create!

 Star Trek, Star Wars, or Dancing With the Stars?
No, I'm more of a "get out of the city and see the stars above me" kind of girl!

 I thank my lucky stars that...
I'm part of this wonderful quilting industry and community.

